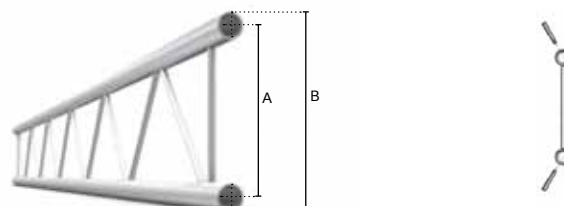


M222 Regular

- Compact display series system
- Lightweight, modular construction
- Fast connection for quick, simple and secure assembly
- Impressive free-span characteristics for its size
- Connection kit supplied with every truss length or junction
- Compatible with 130 series cell clamps
- Compatible with Xtruss accessories
- Powder coat colour finish available on request

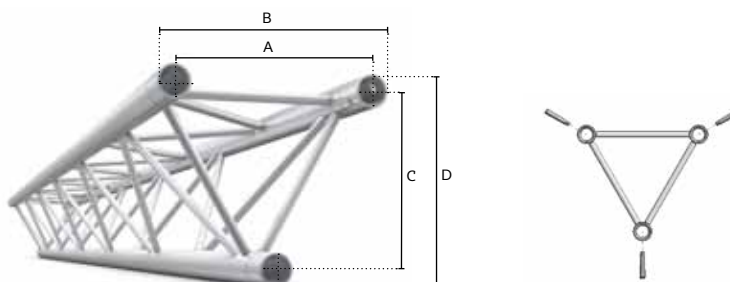
DUO



M222

BTM	mm	in	Main Chords	Diagonals	Alloy	A	B	Coupler
			32x1.5 (1.26x0.06)	10x1.5 (0.39x0.06)	EN - AW 6060 T66	190 (7.48)	222 (8.74)	CCM

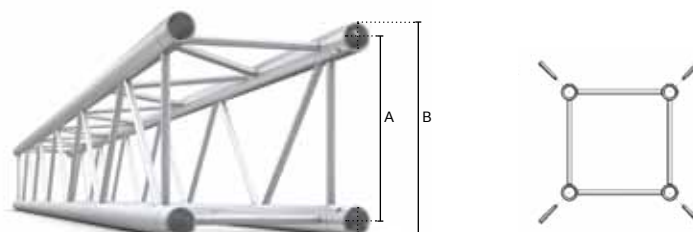
TRIO



M222

STM	mm	in	Main Chords	Diagonals	Alloy	A	B	C	D	Coupler
			32x1.5 (1.26x0.06)	10x1.5 (0.39x0.06)	EN - AW 6060 T66	190 (7.48)	222 (8.74)	164 (6.46)	196 (7.72)	CCM

QUATRO



M222

QTM	mm	in	Main Chords	Diagonals	Alloy	A	B	Coupler
			32x1.5 (1.26x0.06)	10x1.5 (0.39x0.06)	EN - AW 6060 T66	190 (7.48)	222 (8.74)	CCM

STANDARD LENGTHS AND WEIGHTS AVAILABLE

	m (ft)	0.50 (1.64)	1.00 (3.28)	1.50 (4.92)	2.00 (6.56)	2.50 (8.20)	3.00 (9.84)	4.00 (13.12)
DUO	kg (lbs)	0.60 (1.33)	1.10 (2.43)	1.60 (3.53)	2.10 (4.63)	2.40 (5.3)	2.8 (6.35)	3.80 (8.38)
TRIO	kg (lbs)	1.00 (2.21)	2.00 (4.41)	2.70 (5.95)	3.70 (8.16)	4.50 (9.92)	5.30 (11.68)	7.00 (15.42)
QUATRO	kg (lbs)	1.40 (3.09)	2.60 (5.73)	3.70 (8.16)	4.80 (10.58)	5.50 (12.13)	6.60 (14.55)	9.40 (20.74)

Connection material (pins/clips/couplers) and packaging are not included in above weights

M222 DUO

LOADING CHART

Span	m (ft)	2.00 (6.56)	3.00 (9.84)	4.00 (13.12)	5.00 (16.40)	6.00 (19.69)	7.00 (22.97)	8.00 (26.25)
Point load	kg (lbs)	233.00 (513.68)	172.80 (380.96)	128.80 (283.96)	102.20 (225.31)	84.30 (185.85)	71.40 (157.41)	61.70 (136.03)
Deflection	mm (in)	2.10 (0.08)	5.20 (0.20)	9.30 (0.37)	14.60 (0.57)	21.20 (0.83)	28.90 (1.14)	38.00 (1.50)
Two point load	kg (lbs)	129.60 (285.72)	118.00 (260.15)	96.60 (212.97)	76.70 (169.09)	63.30 (139.55)	53.60 (118.17)	46.20 (101.85)
Deflection	mm (in)	2.00 (0.08)	6.10 (0.24)	11.90 (0.47)	18.60 (0.73)	26.80 (1.06)	36.50 (1.44)	47.70 (1.88)
Three point load	kg (lbs)	86.40 (190.48)	86.10 (189.82)	64.40 (141.98)	51.10 (112.66)	42.20 (93.03)	35.70 (78.70)	30.80 (67.90)
Deflection	mm (in)	1.80 (0.07)	6.20 (0.24)	11.10 (0.44)	17.30 (0.68)	25.00 (0.98)	34.00 (1.34)	44.50 (1.75)
Four point load	kg (lbs)	64.80 (142.86)	64.60 (142.42)	53.70 (118.39)	42.60 (93.92)	35.10 (77.38)	29.80 (65.70)	25.70 (56.66)
Deflection	mm (in)	1.80 (0.07)	5.90 (0.23)	11.70 (0.46)	18.30 (0.72)	26.40 (1.04)	36.00 (1.42)	47.10 (1.85)
Distrib. loading	kg (lbs)	129.60 (87.09)	86.10 (57.86)	64.30 (43.21)	40.90 (27.48)	28.10 (18.88)	20.40 (13.71)	15.40 (10.35)
Deflection	mm (in)	1.50 (0.06)	4.90 (0.19)	11.60 (0.46)	18.20 (0.72)	26.20 (1.03)	35.70 (1.41)	46.70 (1.84)

DUO figures are based on use in vertical mode and stabilized every 1m

M222 TRIO

LOADING CHART

Span	m (ft)	2.00 (6.56)	3.00 (9.84)	4.00 (13.12)	5.00 (16.40)	6.00 (19.69)	7.00 (22.97)	8.00 (26.25)
Point load	kg (lbs)	222.00 (489.43)	148.50 (327.39)	110.00 (242.51)	86.60 (190.92)	70.70 (155.87)	59.20 (130.51)	50.30 (110.89)
Deflection	mm (in)	2.00 (0.08)	4.50 (0.18)	8.10 (0.32)	12.70 (0.50)	18.40 (0.72)	25.30 (1.00)	33.40 (1.31)
Two point load	kg (lbs)	167.00 (368.17)	110.00 (242.51)	82.50 (181.88)	64.90 (143.08)	53.00 (116.84)	44.40 (97.89)	37.70 (83.11)
Deflection	mm (in)	2.50 (0.10)	5.70 (0.22)	10.20 (0.40)	16.00 (0.63)	23.10 (0.91)	31.50 (1.24)	41.30 (1.63)
Three point load	kg (lbs)	112.30 (247.58)	74.20 (163.58)	55.00 (121.25)	43.30 (95.46)	35.40 (78.04)	29.60 (65.26)	25.20 (55.56)
Deflection	mm (in)	2.40 (0.09)	5.40 (0.21)	9.50 (0.37)	14.90 (0.59)	21.60 (0.85)	29.50 (1.16)	38.70 (1.52)
Four point load	kg (lbs)	93.60 (206.35)	61.90 (136.47)	45.80 (100.97)	36.10 (79.59)	29.50 (65.04)	24.70 (54.45)	21.00 (46.30)
Deflection	mm (in)	2.50 (0.10)	5.70 (0.22)	10.10 (0.40)	15.80 (0.62)	22.80 (0.90)	31.10 (1.22)	40.80 (1.61)
Distrib. loading	kg (lbs)	224.50 (150.86)	99.00 (66.52)	55.00 (36.96)	34.60 (23.25)	23.60 (15.86)	16.90 (11.36)	12.60 (8.47)
Deflection	mm (in)	2.50 (0.10)	5.60 (0.22)	10.00 (0.39)	15.70 (0.62)	22.60 (0.89)	30.90 (1.22)	40.50 (1.59)

TRIO figures are based on use in apex up/down orientation

M222 QUATRO

LOADING CHART

Span	m (ft)	2.00 (6.56)	3.00 (9.84)	4.00 (13.12)	5.00 (16.40)	6.00 (19.69)	7.00 (22.97)	8.00 (26.25)
Point load	kg (lbs)	373.00 (822.32)	290.00 (639.34)	234.00 (515.88)	194.00 (427.70)	163.00 (359.35)	141.00 (310.85)	122.20 (269.40)
Deflection	mm (in)	1.70 (0.07)	4.40 (0.17)	8.50 (0.33)	14.00 (0.55)	20.60 (0.81)	28.70 (1.13)	38.10 (1.50)
Two point load	kg (lbs)	258.90 (570.78)	188.00 (414.47)	156.00 (343.92)	133.00 (293.21)	116.00 (255.74)	101.00 (222.67)	89.00 (196.21)
Deflection	mm (in)	2.00 (0.08)	4.90 (0.19)	9.70 (0.38)	16.20 (0.64)	24.70 (0.97)	34.80 (1.37)	46.40 (1.83)
Three point load	kg (lbs)	172.60 (380.52)	144.00 (317.47)	125.00 (275.58)	101.90 (224.65)	83.90 (184.97)	71.00 (156.53)	61.10 (134.70)
Deflection	mm (in)	1.80 (0.07)	5.20 (0.20)	10.70 (0.42)	17.30 (0.68)	25.00 (0.98)	34.10 (1.34)	44.60 (1.76)
Four point load	kg (lbs)	129.50 (285.50)	119.00 (262.35)	102.00 (224.87)	83.00 (182.98)	69.90 (154.10)	59.10 (130.29)	50.90 (112.22)
Deflection	mm (in)	1.80 (0.07)	5.40 (0.21)	11.10 (0.44)	18.00 (0.71)	26.40 (1.04)	36.00 (1.42)	47.10 (1.85)
Distrib. loading	kg (lbs)	258.90 (173.97)	171.90 (115.51)	128.40 (86.28)	81.50 (54.77)	56.00 (37.63)	40.60 (27.28)	30.60 (20.56)
Deflection	mm (in)	1.50 (0.06)	4.90 (0.19)	11.60 (0.46)	18.20 (0.72)	26.20 (1.03)	35.80 (1.41)	46.80 (1.84)



All truss loading calculations and TUV certifications are based on:

Truss supported or suspended at both ends • Static loadings only • Loads applied in the node points • Included self weight of the trusses • Spans made of different truss length • Interaction of bending moment and shear force at connector • Structural calculations based on DIN EN 1999-1-1 and DIN EN 1999-1-1/A2 made in 2014 • To comply with BS 7905-2 / ANSI E1.2-2006 / CWA 15902-2 all loading data should be multiplied by 0.85 • For any other application or in case of an assembled structure, contact Milos or a structural engineer • Safety factors used – self weight 1.35 / loading 1.5